



Pump specifications:

Type.....	B85
Max. flow	90 m ³ /hour (396 US GPM)
Max. pressure	16 mwc (52 ft.)
Connections.....	See page "auxiliary items"
Solids handling	40 mm (1.6")
Impeller type	Open impeller
Engine	Hatz 1D81Z
Emission standard ..	Stage V
Starter	Manual start
Frame	Wheelbarrow frame
Dry weight.....	325 kg (715 lbs)

FEATURES

B self-priming centrifugal pump

The B range of pumps has been designed with a clear focus on reliability, efficiency and durability, ranging from 1-1/2" to 12". Featuring an open impeller configuration in combination with a changeable wear plate, facilitating servicing and minimising costs of spares. All B series pumps are fitted with a non return valve in the suction port, eliminating the need for a foot valve in suction line and allowing quick priming.

Design features

- Basic, reliable technology
- Large solids handling capacity
- Suitable for use with hot fluids
- Wet self-priming
- Cooled shaft seal

Fields of application


- Shipping
- Industry
- Construction
- Waste water management
- Emergency pump units
- Irrigation
- Agriculture

Complete package designed & built by BBA Pumps

- Complete in-house design & production
- Over 60 years of experience in the market
- Extensive testing facility in-house
- Contemporary & functional design
- Durable & eco-friendly materials
- Custom builds available

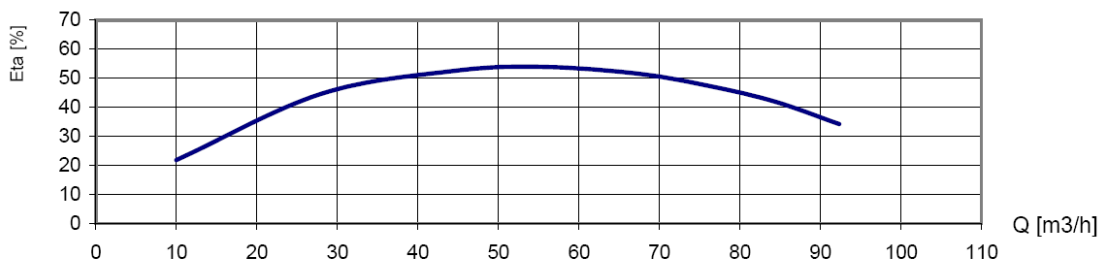
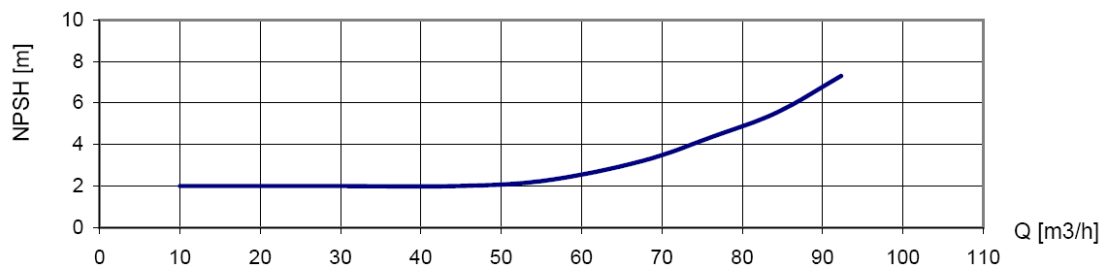
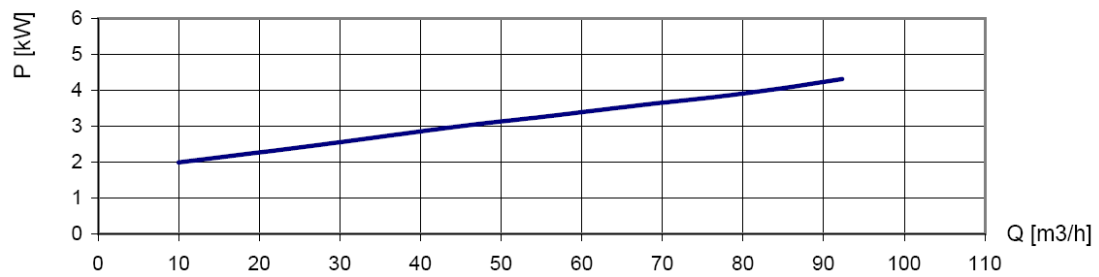
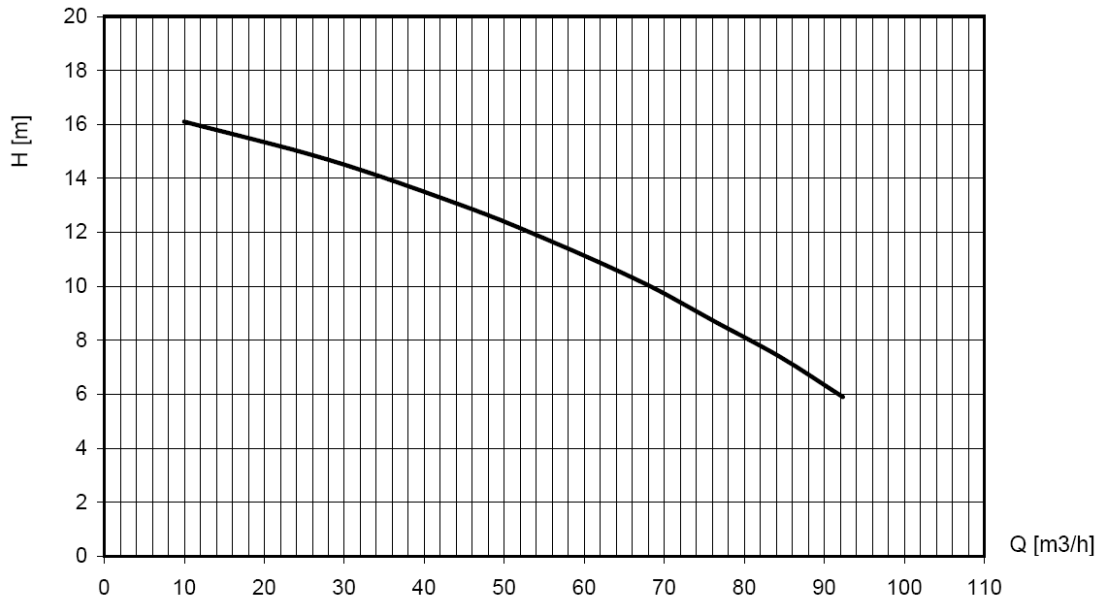
After sales service & product support

- Single supplier for parts, spares & accessories
- Dedicated customer help-desk (24h service)
- Dedicated service department in-house
- Global parts distribution network
- Optional global on-site servicing
- Extensive training options available (technical & commercial), on-site or in-house



PERFORMANCE CURVES (1500 RPM)

Continuous duty according ISO 9906



STANDARD TECHNICAL SPECIFICATIONS

BBA self-priming pump

Pump type.....	B85
Max. flow.....	90 m ³ /hour (396 US GPM)
Max. head.....	16 mwc (52 feet)
Impeller type.....	Open impeller
Solids handling.....	40 mm (1.5 inch)
Pump casing.....	Cast iron GG20
Impeller.....	Cast iron GG20
Wear plate.....	Cast iron GG20
Pump shaft.....	C45
Shaft seal.....	Mechanical seal
O-ring.....	Viton



Engine

Engine brand.....	Hatz
Engine type.....	1D81Z
Flywheel power.....	5.5 kW (7.5 Hp)
Max. engine speed.....	1500 RPM
Fuel consumption.....	245 g/kWh
Displacement.....	0.722 l
Number of cylinders.....	1
Balancing.....	100% of free mass forces
Cooling system.....	Air cooled
Starter.....	Manual
Exhaust emission.....	Stage V



Frame

Frame type.....	Wheelbarrow
Material.....	Galvanised
Fuel tank.....	Approx. 10 L
Lifting point.....	Fitted with single lifting point
Connections.....	Please consult "auxiliary items"
Tires.....	2 rubber tires





General



- Steel fuel tank 10 L. net (2.7 US Gallon)
- Fuel tank cap Ø 60 mm
- Mechanical fuel injection system

AUXILIARY ITEMS

Discharge connections

Art.nr.	Description	
23294	Bend 90°, galvanized, with Storz NA81 coupling	
23290	Bend 90°, galvanized, with Storz NA89 coupling	
1866156030	Bend 90°, galvanized, with 3" male (ball) System C quick coupling	
23295	Bend 90°, galvanized, with 3" male (ball/lever) System B quick coupling	

Suction connections

Art.nr.	Description	
1866155270	3" quick coupling male (ball), System C, galvanized	
3601448	3" quick coupling female (cup), System B, galvanized	
3101227	4" quick coupling male (ball), System C, galvanized	
3601450	4" quick coupling female (cup), System B, galvanized	