



Pump specifications:

Type.....	B30-180
Max. flow	32 m ³ /hour (140 US GPM)
Max. pressure	39 mwc (129 ft.)
Connections.....	See page "auxiliary items"
Solids handling	12 mm (0.45")
Impeller type	Semi-open impeller
Engine	Hatz 1B40
Emission standard ..	Stage V
Starter	Manual start
Frame	Wheelbarrow frame
Dry weight.....	Approx. 110 kg (242 lbs)

FEATURES

B self-priming centrifugal pump

The B range of pumps has been designed with a clear focus on reliability, efficiency and durability, ranging from 1-1/2" to 12". Featuring an open impeller configuration in combination with a changeable wear plate, facilitating servicing and minimising costs of spares. All B series pumps are fitted with a non return valve in the suction port, eliminating the need for a foot valve in suction line and allowing quick priming.

Design features

- Basic, reliable technology
- Large solids handling capacity
- Suitable for use with hot fluids
- Wet self-priming
- Cooled shaft seal

Possible applications


- Shipping
- Industry
- Construction
- Waste water management
- Emergency pump units
- Irrigation
- Agriculture

Complete package designed & built by BBA Pumps

- Complete in-house design & production
- Over 60 years of experience in the market
- Extensive testing facility in-house
- Contemporary & functional design
- Durable & eco-friendly materials
- Custom builds available

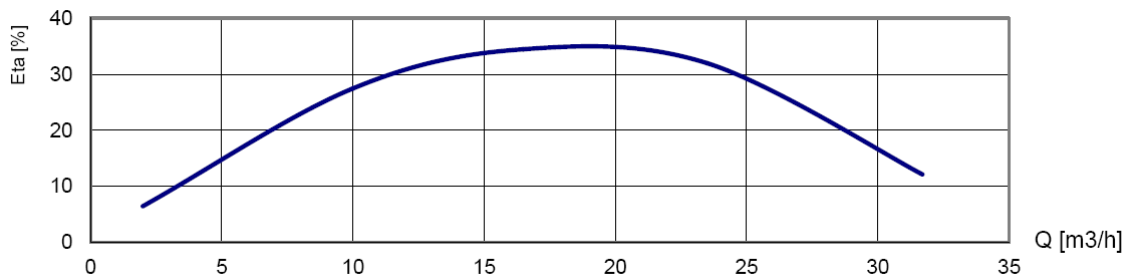
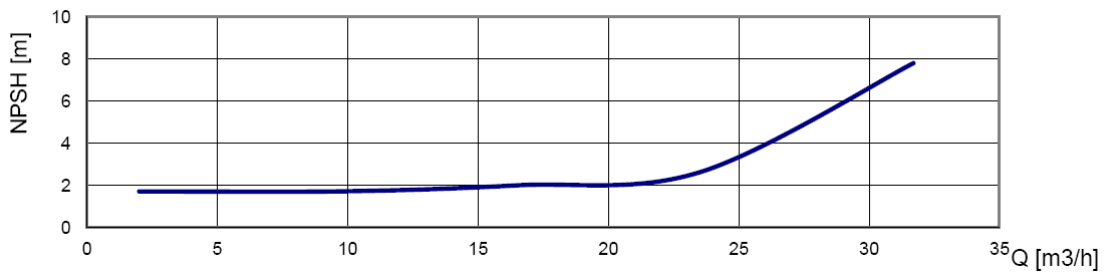
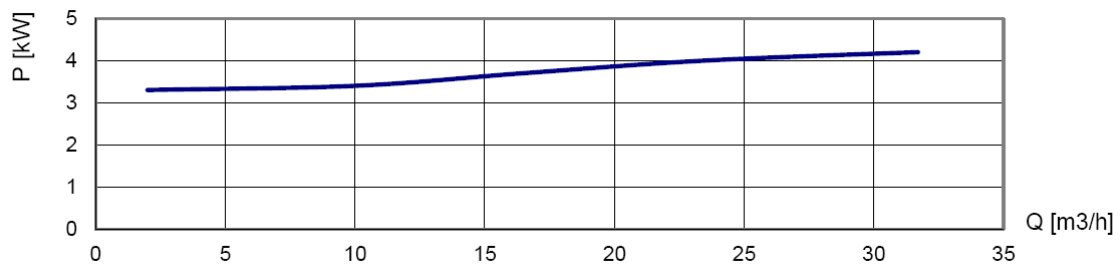
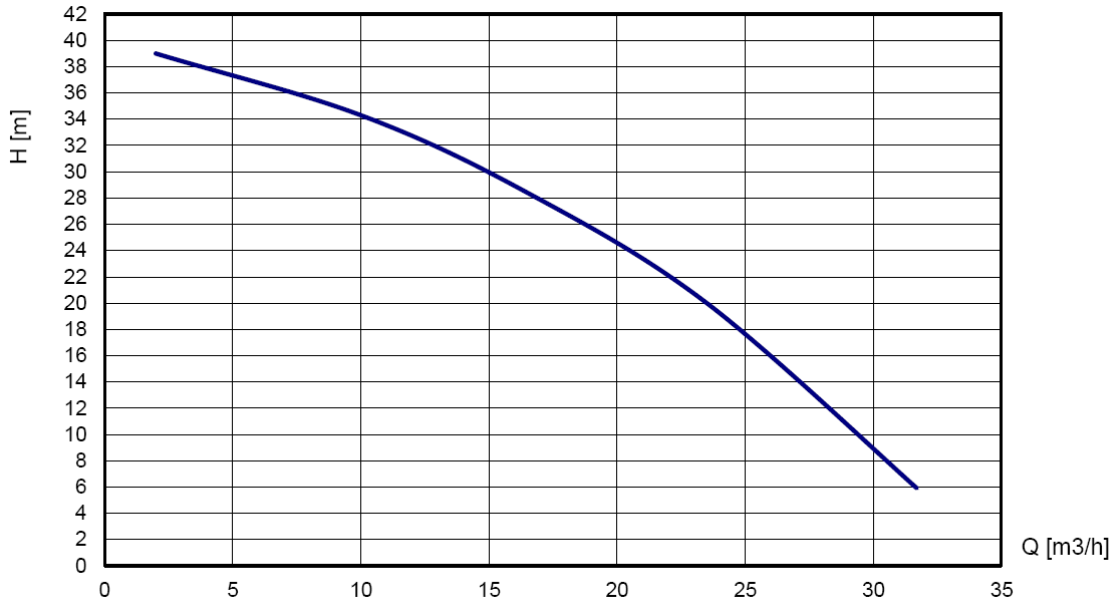
After sales service & product support

- Single supplier for parts, spares & accessories
- Dedicated customer help-desk (24h service)
- Dedicated service department in-house
- Global parts distribution network
- Optional global on-site servicing
- Extensive training options available (technical & commercial), on-site or in-house



PERFORMANCE CURVES (3000 RPM)

Continuous duty according ISO 9906



STANDARD TECHNICAL SPECIFICATIONS

BBA self priming pump

Pump type.....	B30-180
Max. flow.....	32 m ³ /hour (140 US GPM)
Max. head.....	39 mwc (129 feet)
Impeller type.....	Semi-open impeller
Solids handling.....	12 mm (0.45 inch)
Pump casing.....	Cast iron GG20
Impeller.....	Cast iron GG20
Wear plate.....	Cast iron GG20
Pump shaft.....	C45
Shaft seal.....	Mechanical seal
O-ring.....	Viton



Engine

Engine brand.....	Hatz
Engine type.....	1B40
Flywheel power.....	6.8 kW (9.2 Hp)
Max. engine speed.....	3000 RPM
Fuel consumption.....	270 g/kWh
Displacement.....	0.462 l
Number of cylinders.....	1
Cooling system.....	Air cooled
Starter.....	Recoil-start
Exhaust emission.....	Stage V







Frame







Frame type.....	Wheelbarrow
Material.....	Galvanized
Fuel tank.....	Hatz standard tank approx. 5 L
Connections.....	Please consult "auxiliary items" overleaf
Tires.....	2 rubber tires



AUXILIARY ITEMS
Discharge connections

Art.nr.	Description	
23266	Bend 90°, galvanized, with Storz NA66 coupling	
23267	Bend 90°, galvanized, with Storz NA81 coupling	
23270	Bend 90°, galvanized, with Storz NA66 coupling and gate valve	
23271	Bend 90°, galvanized, with Storz NA81 coupling and gate valve	
23268	Bend 90°, galvanized, with 2" male (ball) System C quick coupling	
23269	Bend 90°, galvanized, with 2" male (ball/lever) System B quick coupling	
23272	Bend 90°, galvanized, with 2" male (ball) System C quick coupling and gate valve	
23274	Bend 90°, galvanized, with 2" male (ball/lever) System B coupling and gate valve	

Suction connections

Art.nr.	Description	
3101220	2" quick coupling male (ball), System C, galvanized	
3601446	2" quick coupling female (cup), System B, galvanized	
3101210	2" quick coupling female (cup/lever), System C, galvanized	
3601440	2" quick coupling male (ball/lever), System B, galvanized	
3101237	3" quick coupling male (ball), System C, galvanized	
23284	3" quick coupling female (cup), System B, galvanized	
23283	3" quick coupling female (cup/lever), System C, galvanized	
23285	3" quick coupling male (ball/lever), System B, galvanized	
23286	4" quick coupling male (ball), System C, galvanized	
23288	4" quick coupling female (cup), System B, galvanized	
23287	4" quick coupling female (cup/lever), System C, galvanized	
23289	4" quick coupling male (ball/lever), System B, galvanized	